


# SWAROVSKI

CREATE YOUR STYLE


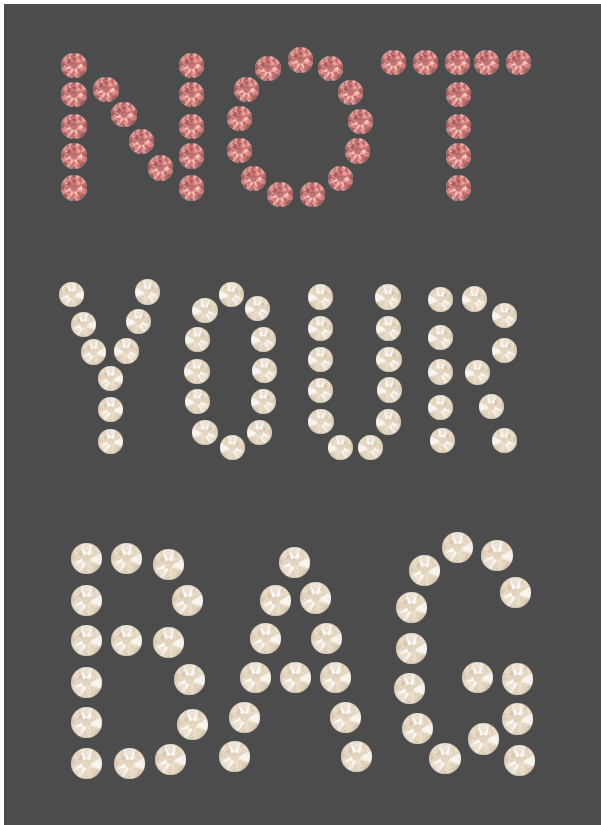


Article	Product Group	Article No.	Amount	Size	Color	Color Code
	Flat Backs No Hotfix	2088	44	SS 12	Ivory Cream	001 L106S
	Flat Backs No Hotfix	2088	41	SS 16	Ivory Cream	001 L106S
	Flat Backs No Hotfix	2088	36	SS 12	Padparadscha	542



Note: Images are for illustration purposes only and not to scale.

Step 1. Cut and glue Create a transfer using your choice of quote.



Step 2. Make holes Glue the crystals one by one onto the tag.

