

# EASY AND SIMPLE

BRACELETS MADE FROM PRECIOSA Twin™ SEED BEADS

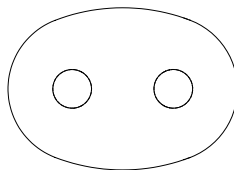
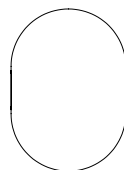


## PRECIOSA Twin™ more possibilities

ART. No.: 321 96 001

321 97 001, matt

Size: 2.5 x 5 mm



**BEAD SHOP ZÁSADA**  
468 25 Zásada  
+420 483 332 643  
beadshop@preciosa.com  
50°41'49 N, 15°15'55 E

**GLASS SHOP DESNÁ**  
Krkonoská, 468 61 Desná  
+420 483 343 525  
glassshop@preciosa.com  
50°45'41 N, 15°19'7 E

preciosa-ornela.com  
facebook.com/PreciosaOrnela

March 2012 © PRECIOSA ORNELA, a.s.

## EASY AND SIMPLE




### BRACELETS MADE FROM PRECIOSA Twin™ SEED BEADS

PRECIOSA ORNELA presents a selection of simple sets of instructions for making highly simple, but effective bracelets by stringing seed beads from the PRECIOSA Traditional Czech Beads brand. Start with the simple arrangement of PRECIOSA Twin™ seed beads interspersed with PRECIOSA rocailles and then try the other combinations on offer and add your own ideas in order to create original structures and lacy patterns using this seed bead.

The wide range of color finishes will enable you to give free rein to your creativity and to create your own color combination. The amount of seed beads strung on the flexible stringing material can be completely individual. The standard length of the basic stringing should be 18.5 cm. You can also achieve the same effect using a non-flexible stringing material. In that case, the bracelet must be finished with an individual closing solution.


We wish you many creative ideas when working with PRECIOSA Twin™ seed bead and with other types of Czech PRECIOSA seed beads :o).

#### Materials and Tools:

-  PRECIOSA Twin™  
321 96 001; 2,5 x 5 mm
-  PRECIOSA rocaille  
331 19 001; 10/0; 9/0; 8/0; 6/0
-  PRECIOSA Farfalle™  
321 90 001; 2 x 4 mm



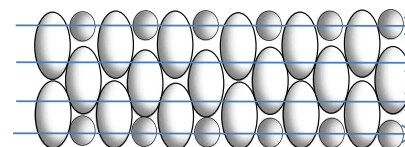
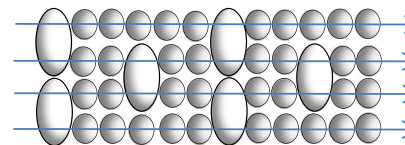
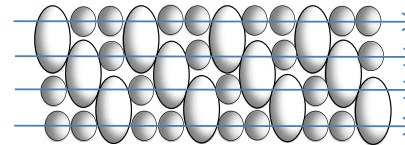
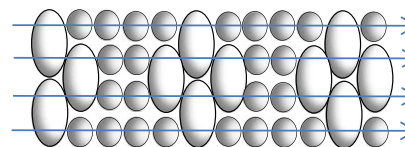
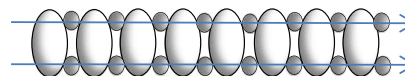
a thin stringing needle, flexible stringing material (Opelon, Elastomer, Lycra), a ruler, scissors



## EASY AND SIMPLE

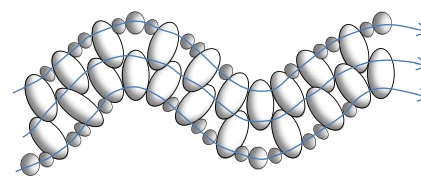
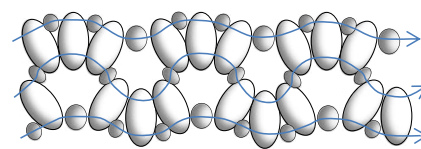
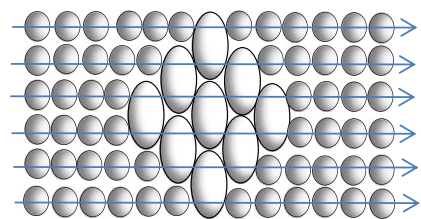
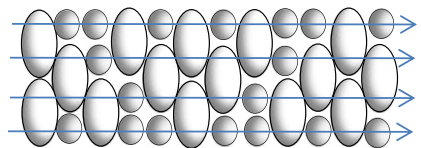
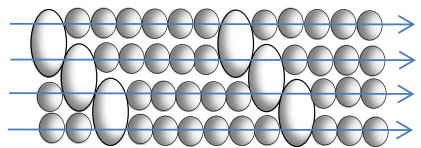
### BRACELETS MADE FROM PRECIOSA Twin™ SEED BEADS

#### Procedure:



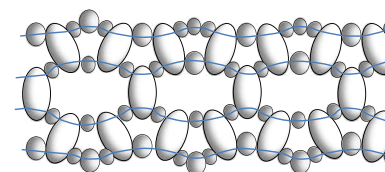
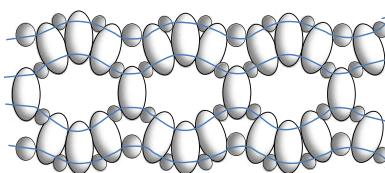
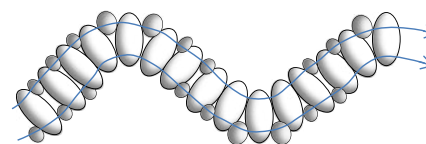
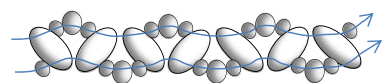
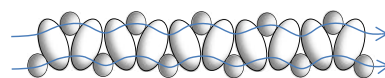
# EASY AND SIMPLE

BRACELETS MADE FROM PRECIOSA Twin™ SEED BEADS



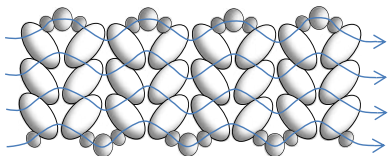
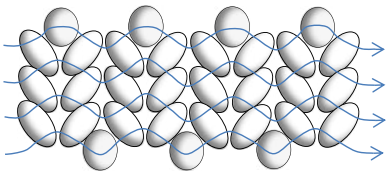
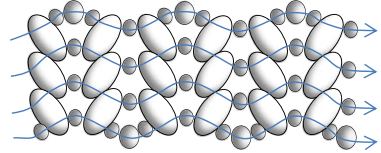
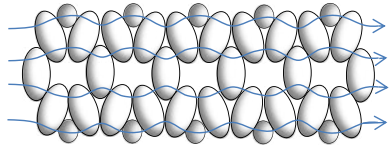
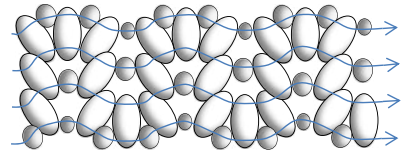
# EASY AND SIMPLE

BRACELETS MADE FROM PRECIOSA Twin™ SEED BEADS



# EASY AND SIMPLE

BRACELETS MADE FROM PRECIOSA Twin™ SEED BEADS



# EASY AND SIMPLE

BRACELETS MADE FROM PRECIOSA Twin™ SEED BEADS

